




Liebert Remote Distribution Cabinet

Power Conversion and Distribution

## THE SIMPLER WAY TO WIRE A COLOCATION FACILITY OR INTERNET DATA CENTER



*168 Breaker Poles in a 24"x24" Cabinet*

*Unique 42-Pole Inline Panelboards*

*Unobstructed Wiring Access For Ease of Installation*

*Complete Isolation and Maintainability*

*UL and CE Compliant and Labeled*



# THE SIMPLER WAY TO WIRE A COLOCATION FACILITY OR INTERNET DATA CENTER

The influx of client/server rack equipment is changing the content of data centers. There are more devices than before, and they consume less power than their predecessors. Therefore most Power Distribution Units (PDUs) run out of circuit breaker poles before they run out of rated capacity.



The Liebert Remote Distribution Cabinet (RDC) extends the functionality of the PDU by packaging 168 poles (four complete panelboards) in a stand-alone cabinet with the smallest possible footprint.

Unlike standard Liebert Precision Power Centers (PPCs), the RDC has no internal isolation transformer and requires 4-wire-plus-ground input from a PPC or other transformer.

By separating the PPC transformer and subfeed breakers from the panelboard function, Liebert was able to create an extremely compact package. It fits the area of a standard 24" raised-floor tile while permitting removal of adjacent floor tiles. This conserves precious floor space and allows maximum installation flexibility.





## Accessibility and Electrical Isolation

Despite the small size, the Liebert RDC has exceptional accessibility. It uses inline 42-pole panelboards (unique in the industry) with wide-open access channels. With six inches of access space, it's easy to add future circuits.


The four panelboards are separated into vertical compartments with individual hinged access covers. Any compartment can be serviced or reconfigured without exposing the wiring of the other three panelboards.

Another unique feature is the conduit-landing plate in the base of the unit. It features a full 168 holes as standard. In addition, holes in the front row on each side have oversized spacing on center. These can be over-punched from 1/2" to 3/4" without interfering with adjacent holes.

## Build to Suit

The RDC is available with several helpful options:

- Clear door insert panels enable visual inspection of the breakers without unlocking the cabinet.
- Tie breakers are available to allow connection of the panelboards to different inputs.
- Adjustable accent panels make it easier to compensate for breaker "creep."



*Underfloor junction box, left, is standard for 4-input models and optional for others. Conduit-landing plate, right, is positioned for easy cable access.*

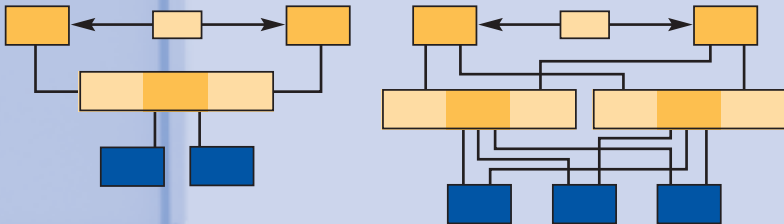
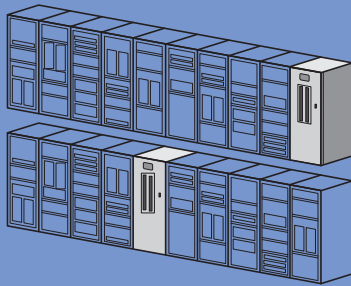


# High-Availability Configurations

The Remote Distribution Cabinet is an important element of High-Availability power systems.

The individual panelboards inside the RDC can receive power from different PPC transformers. For example, one side of the RDC can be fed from UPS A and PDU 1 while the other side can be fed from UPS B and PDU 2. This enables the RDC to provide fault-tolerant, fully maintainable dual-bus power to nearby load equipment.

Typical units contain four main panelboard breakers connected by bus bars. A dual-input RDC can be configured with two panelboards on each side sharing common input terminals.



*Figure 1 shows the two most-common uses of the RDC, in the middle or at the end of a section of equipment racks.*



# Liebert Remote Distribution Cabinet

Power Conversion and Distribution

## Standard Features

### Input/Output Voltages (VAC).

208Y/120, 220Y/127, 240Y/139  
380Y/220, 400Y/230, 415Y/240

### Input Frequency. 50 Hz, 60 Hz

**Input Connections.** 4-wire plus ground. Input busbars accept two-hole lugs.

**Cable Access.** Bottom-access cable entry only. Base has 168 conduit-landing holes standard.

**Service Access.** Front and rear required as standard. One side required for optional versions.

**Service Clearances.** 36" front and rear standard. One side required for optional versions.

**Cooling.** Convection cooling only; no fans. Heat rejection through screened opening in top.

*Note: Minimum 24" clearance above unit.*

**Input Breakers.** Four plug-in breakers standard. Can be single-, dual- or four-input.

**Panelboards.** Four 42-pole inline Square-D bolt-in panelboards, mounted side by side, 2 front, 2 rear.

**Grounding.** Isolated neutral and safety-ground bus bars. Neutral bus and wiring sized 1.73 times load.

**Agency Approvals.** UL-891, C-UL, CE.

**Base Dimensions.** 24x24 inches, 610x610 mm.

*Note: Base is sized to fit a standard floor tile and permit removal of adjacent tiles.*

### Overall Dimensions (WxDxH).

24x25.8x78.3 inches 610x650x1990 mm.

**Weight.** 750 pounds (340 kilograms).

## Optional Features

- EZ-View doors with clear insert panels
- Single-, Dual- or Four-input configurations
- Current monitoring
- Input junction box
- Underfloor conduit box
- Plug-in Main Panelboard breakers
- Tie-breakers



## LIEBERT CORPORATION

1050 DEARBORN DRIVE  
P.O. Box 29186  
COLUMBUS, OHIO 43229  
800.877.9222 PHONE (U.S. &  
CANADA ONLY)  
614.888.0246 PHONE (OUTSIDE U.S.)  
614.841.6022 FAX

VIA LEONARDO DA VINCI 8  
ZONA INDUSTRIALE TOGNANA  
35028 PIOVE DI SACCO  
ITALY  
39 049 9719 111 PHONE  
39 049 5841 257 FAX

23/F ALLIED KAJIMA BLDG.  
138 GLOUCESTER ROAD  
WANCHAI  
HONG KONG  
852 2 572 2201 PHONE  
852 2 831 0114 FAX

## LIEBERT WEB SITE

<http://www.liebert.com>

## 24 X 7 TECH SUPPORT

800 222 5877 PHONE  
614 841 6755 (OUTSIDE U.S.)

While every precaution has been taken to ensure accuracy and completeness in this literature, Liebert Corporation assumes no responsibility, and disclaims all liability for damages resulting from use of this information or for any errors or omissions.

© 2004 Liebert Corporation. All rights reserved throughout the world. Specifications subject to change without notice.

All names referred to are trademarks or registered trademarks of their respective owners.

® Liebert and the Liebert logo are registered trademarks of the Liebert Corporation.

® Keeping Business in Business is a registered trademark of the Liebert Corporation.

The Emerson logo is a trademark and service mark of Emerson Electric Co.

SL-30700 (R2/04)  
Printed in USA



[www.liebert.com](http://www.liebert.com)