

PMI 1997
Compliant



PREST LOCK™

PRESENTING

THE

BOLTLESS

SELECTIVE

RACK

SYSTEM

SO INNOVATIVE –

IT'S PATENTED

PREST
RACK


PREST LOCK™ ROLL FORMED RACK SYSTEM

What makes the PREST LOCK connection so unique is its patented boltless design. But what the PREST LOCK System lacks in bolts, it more than makes up for in strength and durability — enough to stand up to the most rugged environments. That's because this innovative system of interlocking uprights and beams was designed to eliminate the need for bolts while maintaining overall strength and performance. It accomplishes this with a special wrap-around connection that distributes the load over a greater surface area along the connection. And the PREST LOCK System features the Prest Rack 5-Year Limited Warranty, the longest in the industry. The PREST LOCK Selective Rack System — the ultimate in safety, durability, and confidence.

Other features of the PREST LOCK System include:

- **24 HOUR QUICK SHIP** offers the fastest lead time in the industry. That means Prest ships within 24 hours, or it's FREE!
- **7-DAY EXPRESS SHIPPING** guarantees timely delivery by a pre-established date or we pay the freight.
- **SOLID CORNER UPRIGHTS** feature cold working to give the benefit of work hardened steel corners. That provides more resistance to abuse as well as increased column strength.
- **CLOSED TUBULAR BRACING** provides a rugged, trussed frame to resist both tension and compression loads. The box tubing style produces a structurally superior member and the total enclosure offers sanitary benefits.
- **LARGE FULL STRENGTH POST STIFFENERS** provide an efficient column cross section to resist abuse and support column loads.
- **ONE-PIECE BEAM** eliminates the chance of lost parts and assures safely attached beams to uprights.
- **SEAMLESS STEP BEAMS** are all one-piece roll formed and offer superior strength over two-piece, sandwich construction beams. They are totally enclosed to provide the sanitary requirements needed for clean applications.
- **SMOOTH SURFACE CONNECTION** with unique wrap-around design does not project into aisles where personnel or machinery might come into contact with it.
- **NO MATING HOLES IN POSTS** so installation is simple and quick. There is no need to worry about sliding bolts or inserting clips. Upright and beam simply lock together.
- **QUICK ASSEMBLY** reduces installation costs and minimizes time required for readjustment of beam levels.
- **POWDER EPOXY FINISH** is electrostatically applied to assure 100% even coverage. This impact resistant, high gloss finish is the most durable finish available. Choose from 10 Prest Rack standard colors.

Innovation In Design And Structural Integrity




The Patented PREST LOCK Boltless System features beams that apply pressure equally to both sides of the upright. This equilibrium means greater structural strength as the connection locks into place. PREST LOCK beams are roll formed for extra durability and structural integrity.

Uprights are cold worked resulting in work hardened corners for superior strength and lasting durability. This offers the rack greater resistance to stand up to the abuse of a rugged workplace and increases the overall column strength.

The innovative PREST LOCK interlocking boltless connection features a beam that is secured onto the upright. The unique wrap-around design eliminates the need for bolts while providing maximum strength and durability.



Roll Formed Beams are structurally strong, feature an integral step for decking and are totally enclosed for clean applications as in food warehouses.



All Bracing is box tubing style as opposed to "L" or channel shaped brackets. Box tubing produces a structurally superior member.

Uprights are work hardened for superior strength and lasting durability. This permits excellent performance in high abuse areas while increasing column strength.

The patented PREST LOCK™ Connector offers a wrap-around boltless design that enhances the strength and integrity of the connection. This eliminates the need for extra parts, speeding assembly and forming a smooth surface area at the connection.

Color Options



orange



blue



white



yellow



red



black



grey



zinc rich



eggshell

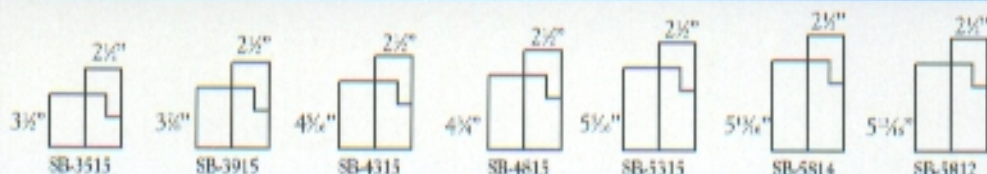


evergreen

Upright Capacity Chart

FIRST BEAM LEVEL	UF-2315	UF-3015	UF-3014	UF-3012	UF-3010	UF-4012	UF-4010
36"	14,120 ^e	25,808 ^e	28,287 ^e	38,929 ^e	50,002 ^e	49,184 ^e	63,032 ^e
40"	14,120 ^e	24,498 ^e	26,844 ^e	36,911 ^e	47,363 ^e	48,262 ^e	62,250 ^e
44"	14,120 ^e	23,127 ^e	25,335 ^e	34,802 ^e	44,609 ^e	46,715 ^e	60,225 ^e
48"	14,120 ^e	21,714 ^e	23,779 ^e	32,631 ^e	41,776 ^e	45,076 ^e	58,083 ^e
52"	14,120 ^e	20,275 ^e	22,196 ^e	30,424 ^e	38,900 ^e	43,361 ^e	55,840 ^e
56"	13,500 ^e	18,828 ^e	20,604 ^e	28,207 ^e	36,016 ^e	41,582 ^e	53,516 ^e
60"	13,980 ^e	17,389 ^e	19,022 ^e	26,006 ^e	33,156 ^e	39,752 ^e	51,126 ^e
64"	12,390 ^e	15,972 ^e	17,464 ^e	23,843 ^e	30,350 ^e	37,884 ^e	48,690 ^e
68"	11,800 ^e	14,590 ^e	15,946 ^e	21,738 ^e	27,623 ^e	35,993 ^e	46,224 ^e
72"	11,200 ^e	13,236 ^e	14,457 ^e	19,668 ^e	24,943 ^e	34,090 ^e	43,745 ^e
76"	10,600 ^e	11,973 ^e	13,076 ^e	17,788 ^e	22,552 ^e	32,187 ^e	41,269 ^e
80"	9,990 ^e	10,878 ^e	11,880 ^e	16,160 ^e	20,482 ^e	30,297 ^e	38,811 ^e
84"	9,390 ^e	9,924 ^e	10,838 ^e	14,742 ^e	18,680 ^e	28,429 ^e	36,384 ^e
88"	8,800 ^e	9,088 ^e	9,925 ^e	13,499 ^e	17,102 ^e	26,594 ^e	34,002 ^e
92"	8,240 ^e	8,352 ^e	9,121 ^e	12,405 ^e	15,713 ^e	24,800 ^e	31,675 ^e
96"	7,680 ^e	7,700 ^e	8,409 ^e	11,436 ^e	14,484 ^e	23,036 ^e	29,374 ^e
100"	7,120 ^e	7,121 ^e	7,777 ^e	10,576 ^e	13,392 ^e	21,326 ^e	27,189 ^e
104"	6,600 ^e	6,604 ^e	7,212 ^e	9,807 ^e	12,418 ^e	19,796 ^e	25,236 ^e
108"	6,140 ^e	6,141 ^e	6,706 ^e	9,119 ^e	11,545 ^e	18,423 ^e	23,482 ^e

Consult Your Local Prest Rack Dealer For Seismic Ratings



Beam Capacity Chart

LENGTH	SEISMIC ZONE	SB-3515	SB-3915	SB-4315	SB-4815	SB-5315	SB-5814	SB-5812
54"	ZONE 0-4	7,371	8,753	10,173	11,931	12,000	12,000	12,000
	WEIGHT/EA.	15.1	15.9	16.6	17.6	18.6	21.1	28.2
90"	ZONE 0-4	4,091	5,246	6,219	7,264	8,539	10,866	12,000
	WEIGHT/EA.	22.5	23.9	25.1	26.7	28.4	32.5	44.4
92"	ZONE 0-4	3,923	5,028	6,090	7,112	8,358	10,634	12,000
	WEIGHT/EA.	22.9	24.3	25.6	27.2	29.0	33.2	45.3
96"	ZONE 0-4	3,617	4,632	5,827	6,826	8,020	10,220	12,000
	WEIGHT/EA.	23.8	25.2	26.5	28.2	30.0	34.4	47.1
108"	ZONE 0-4	2,891	3,693	4,638	5,958	7,155	9,092	12,000
	WEIGHT/EA.	26.2	27.8	29.4	31.3	33.3	38.2	52.5
120"	ZONE 0-4	2,368	3,019	3,784	4,853	6,288	8,205	11,131
	WEIGHT/EA.	28.7	30.5	32.2	34.3	36.6	42.1	57.9
132"	ZONE 0-4	1,979	2,517	3,150	4,034	5,219	7,130	9,312
	WEIGHT/EA.	31.2	33.2	35.0	37.3	39.9	45.9	63.3
144"	ZONE 0-4	1,681	2,134	2,666	3,408	4,405	6,010	7,844
	WEIGHT/EA.	33.7	35.8	37.9	40.4	43.1	49.7	68.7

STANDARD COLORS: BLUE UPRIGHTS AND ORANGE BEAMS. EIGHT ADDITIONAL COLORS AVAILABLE WITH COLOR MATCH AVAILABLE UPON REQUEST.

PREST RACK

Prest Rack, Inc.
500 Insubrook Lane, P.O. Box 96
Brookings, South Dakota 57006

605-697-2600
Fax 605-697-2626

MHI RMI MHEBA

Copyright 1995, Prest Rack, Inc.
Printed in U.S.A.
Form PL-295