

# 75K(i) - 225K(i) THREE PHASE

## *Ultra-K/M Power Conditioner*

Designed specifically to provide isolation and power distribution for medical imaging diagnostics equipment.

- MRI
- CT
- PET
- CT/PET
- CARDIOLOGY
- SIMULATOR



 **CONTROLLED POWER COMPANY**

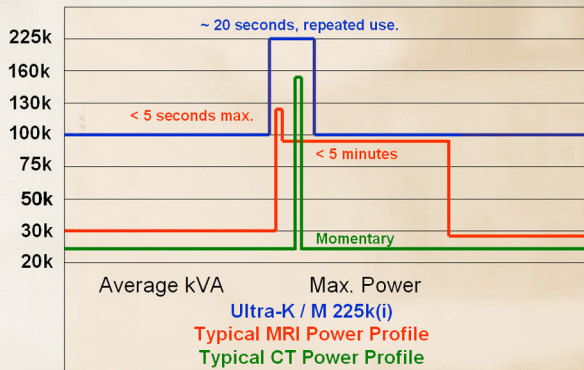
*"World's recognized authority in power treatment"*

# Ultra-K/M System Features:

- Energy Star Rated, 98% efficient
- 2% Output Impedance Typical
- ± 2% Load Regulation, No Load to Full Load (Typical)
- TVSS and High Frequency Filter
- Triple Shielded / K13 Rated
- 115° C Rise Over Ambient

## Ultra-K/M 225k(i)

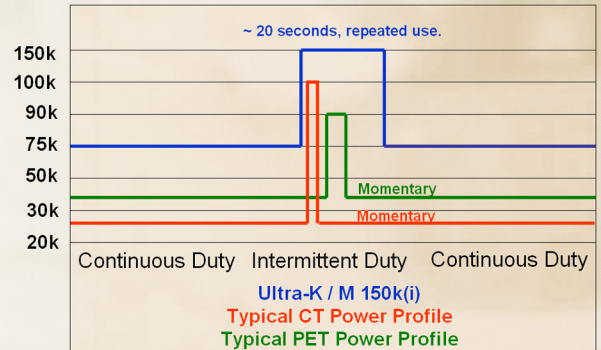
Power Profile Characteristics



Model Number	Input Voltage	Output Voltage	Input Breaker	BTU's / Hr.	Dimensions	Weight
8ENX-225K(i)-K/M	600V	480V	90A	6,820	42" w 28" d 39" h	1,300 lbs.
8DNX-225K(i)-K/M	480V	480V	125A	6,820	42" w 28" d 39" h	1,300 lbs.
8BNX-225K(i)-K/M	208V	480V	300A	6,820	42" w 28" d 39" h	1,300 lbs.

## Ultra-K/M 150K(i)


Power Profile Characteristics



Model Number	Input Voltage	Output Voltage	Input Breaker	BTU's / Hr.	Dimensions	Weight
8ENX-150K(i)-K/M	600V	480V	70A	5,115	35" w 25" d 40" h	970 lbs.
8DNX-150K(i)-K/M	480V	480V	80A	5,115	35" w 25" d 40" h	970 lbs.
8BNX-150K(i)-K/M	208V	480V	200A	5,115	35" w 25" d 40" h	970 lbs.
8CNX-150K(i)-K/M	240V	480V	175A	5,115	35" w 25" d 40" h	970 lbs.

## Ultra-K/M 112.5k(i)

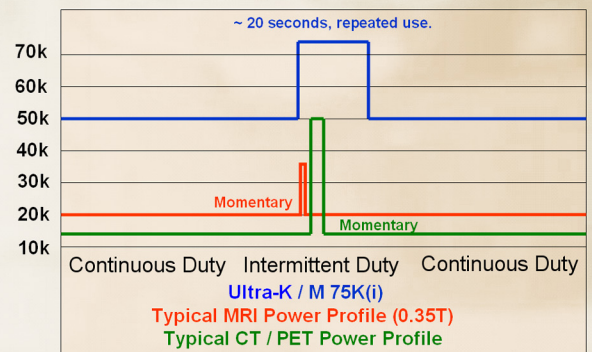
Power Profile Characteristics



Model Number	Input Voltage	Output Voltage	Input Breaker	BTU's / Hr.	Dimensions	Weight
8ELX-112.5K(i)-K/M	600V	208V	70A	5,115	35" w 25" d 40" h	970 lbs.
8DLX-112.5K(i)-K/M	480V	208V	90A	5,115	35" w 25" d 40" h	970 lbs.
8BLX-112.5K(i)-K/M	208V	208V	200A	5,115	35" w 25" d 40" h	970 lbs.
8CLX-112.5K(i)-K/M	240V	208V	175A	5,115	35" w 25" d 40" h	970 lbs.

## Ultra-K/M 75K(i)

Power Profile Characteristics



Model Number	Input Voltage	Output Voltage	Input Breaker	BTU's / Hr.	Dimensions	Weight
8ENX-75K(i)-K/M	600V	480V	60A	3,410	32" w 25" d 40" h	950 lbs.
8DNX-75(i)-K/M	480V	480V	70A	3,410	32" w 25" d 40" h	950 lbs.
8BNX-75K(i)-K/M	208V	480V	175A	3,410	32" w 25" d 40" h	950 lbs.
8CNX-75K(i)-K/M	240V	480V	150A	3,410	32" w 25" d 40" h	950 lbs.

**Stated BTU's / Hr is at rated load, 100% duty cycle**  
**Operational BTU's / Hr is typically at 50% of rated load**  
**Input breaker provided by others**